



Q5500

Premium Dental
Chair Package

Q5500
Dental Chair

Evogue
Delivery System

Bel-Halo
Dental Light



dhpsupply.com | 800.626.2163

Index

Q5500

Premium Dental Chair Package

- | | | |
|----|-----------------|-----------------|
| 01 | Q5500 | Dental Chair |
| 02 | Evogue | Delivery System |
| 03 | Bel-Halo | Dental Light |

01

Q5500
Dental Chair

**The Only Chair
Worthy of Center Stage.**



Exceptional Craftsmanship, Unsurpassed Quality

The Quolis Q5500 dental chair sets the stage for excellence through exceptional craftsmanship and quality. Its sleek, refined design enhances the experience for both patients and practitioners, blending intuitive features, user-friendly controls, and unmatched comfort. Take your practice to the center stage of excellence.



Elevate Care, Maximize Efficiency

Elevate care and maximize efficiency with the Q5500 chair, designed for superior patient outcomes and enhanced procedures. Combining smooth operation, illuminated controls, and a contoured backrest, it ensures optimal comfort and accessibility. By enriching the dental experience for both patients and practitioners, the Q5500 chair becomes an essential addition to any practice.



Intuitive Controls

The Q5500 chair is equipped with membrane touchpad controls below each armrest for easy adjustments. Each touchpad includes buttons for adjusting seat height and backrest positioning, programmable preset positions, safety lock-out to prevent unintentional seat motion, and a button to unlock the 120-degree seat rotation for precise control.



Oral Cavity Access

The dual-articulating headrest rotates forward or backward to improve access to the patient's oral cavity. This allows precise positioning for viewing and treating the maxillary and mandibular arches, reducing strain during both routine and complex procedures.





Superior Access

The Q5500 chair's slim, contoured backrest provides optimal access to the patient's oral cavity, allowing close positioning for precise, effortless procedures. Its design improves working posture and minimizes discomfort during both routine and complex treatments.



Smooth Operation, Seamless Movements

The Q5500 chair's shockless solenoids ensure gentle and seamless movements, enhancing patient comfort and practitioner control. This advanced technology provides a reliable, high-performance chair tailored to the dynamic needs of modern dental practices.

Reassuring Qualities

The Q5500 chair features user-friendly, rotating armrests that facilitate smooth patient entry and exit, reducing strain for both patients and staff. Designed for frequent use and stability, these armrests accommodate patients of all ages and mobility levels.



Thoughtfully designed with your needs in mind.

Crafted to meet the highest standards of modern dentistry, our chairs offer four distinct styles, each tailored to your unique clinical environment and comfort needs. Each style is thoughtfully designed to cater to the ergonomic and aesthetic needs of today's dental practices.



Plush Wide



Seamless Wide



Plush Narrow



Seamless Narrow





Belmont
CHAIRLOVE

Better Patient Care Starts with a Better Patient Chair.


**Do you aspire to redefine the
patient experience and lead your
dental practice in exceptional care?**

Belmont CHAIRLOVE

With the Q5500 dental chair, you can turn your vision into reality. Patients will feel at ease with the Q5500 chair's thin, narrow backrest and precise adjustments, while you'll appreciate its user-friendly design and efficiency-boosting features.

Throughout your day, the chair's dual-articulating headrest will prove invaluable, providing unmatched support during lengthy procedures and enhancing overall comfort. Patient feedback will highlight the chair's impact, with praise for the contoured backrest's spine support and the dual-articulating headrest's relief from neck strain.

As patients leave with smiles, it will become evident that the Q5500 is more than just a chair—it's an essential part of your practice. By day's end, the Q5500 will seamlessly integrate into your workflow, enhancing patient comfort and your efficiency. With its user-friendly design and unwavering focus on comfort and accessibility, the Q5500 chair plays a pivotal role in elevating your practice to a new level of excellence.



Belmont Quality.

Proven Reliability

Our hydraulic cylinders ensure smooth, precise movements essential for patient comfort and effective procedures. For decades, our designs have passed the rigorous 100,000-cycle durability test, assuring long-lasting performance..

By using fewer components and manufacturing in-house, we minimize malfunctions and ensure consistent quality, offering unparalleled precision and reinforcing Takara Belmont's status as a global leader in dental equipment.

Hydraulic Cylinder High Precision

Tolerance
Within 0.00083"

Tolerance
Within 0.00098"



Customized for your workspace,
one stitch at a time.



ULTRALEATHER®

Ultraleather offers luxury and durability, ideal for high-traffic areas. It maintains elegance and performance, even under demanding use.

APRICOT	ARCTIC	BALTIC	CASHMERE	CHARCOAL	CHIANTI
DIPLOMAT BLUE	DOVE GREY	EUCALYPTUS	LICORICE	MICA	OCEAN BLUE
PARROT	PEWTER	PLUM	RAVEN WING	SAND	SHETLAND
TAUPE	WALNUT	CURRY	PAPYRUS	STONE	

ALLANTE FREE®
STANDARD VINYL

Allante Free combines eco-friendly, PVC-free design with leatherlike finesse, offering a sustainable luxury option.

AUTUMN RAIN	CHATEAU GREY	CHOCOLATE SUNDAE	ECLIPSE	GARDEN GREEN	GIBRALTAR
PROVINCE BLUE	TAUPE FAWN	WARM SMOKE	OLD NAVY	RED TRUFFLE	INK

MAVERICK

Maverick vinyl blends durability and a vibrant color palette, enhancing any décor with a bright and modern aesthetic.

BLUE	GREEN	YELLOW	ORANGE	GYPSY RED	RED BARN
------	-------	--------	--------	-----------	----------

02

Evogue Delivery System

Evogue Flex

Continental Delivery System

Experience unrivaled efficiency with the Evogue Flex.

The Evogue Flex continental-style delivery system is a meticulously engineered solution designed to elevate dental care. With intuitive controls and customizable configurations, it ensures every tool is effortlessly accessible. Its ergonomic design and adaptable arm adjust seamlessly to any treatment scenario, optimizing workflow and enhancing patient comfort while advancing your practice into the future of dental care.




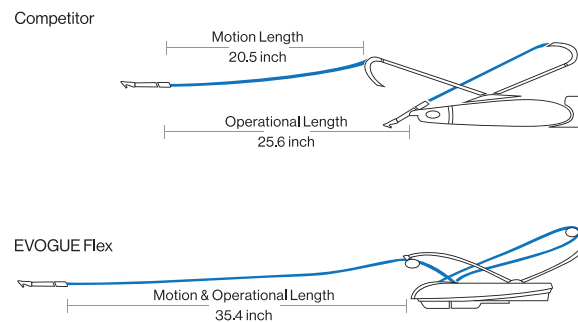
Experience the Sensation of Zero Gravity.



Handpieces activate easily by lifting and gently pulling the hose and whip arm forward. The whip arm mechanism counters hose pull-back resistance, allowing handpieces to remain in a neutral, comfortable position while minimizing twisting motions that can cause fatigue and long-term health issues.

Each whip arm features a pivoting roller for improved side-to-side reach, accommodating various delivery head positions, whether to the side or over the patient's chest.

With extended forward hose reach that surpasses typical systems in the industry, the Evogue Flex provides enhanced flexibility, improved reach, and better access during procedures.





Effortless Adjustments, Unimpeded Movement

The smooth rotation of the Evogue Flex delivery head allows handpieces to be effortlessly positioned within the practitioner's line of sight, enabling easy withdrawal and replacement without shifting focus from the patient's oral cavity.

Adjust the rotating delivery head and pivot the tray to position the table for optimal patient treatment, eliminating tubing pullback and ensuring smooth, uninterrupted movement while enhancing comfort and efficiency.



Adaptive mounting solutions, versatile operating capabilities.

With two versatile mounting options, the Evogue Flex easily adapts to various treatment room configurations, ensuring seamless integration and optimal functionality across diverse environments.

The Evogue Flex's left-right swing mount is perfect for practices with multiple providers, enhancing efficiency by facilitating quick transitions between left and right setups. Belmont's swing mount can be adjusted in just 30 seconds by a single person without the need for tools or power, allowing assistants to easily switch between bookings while accommodating diverse working styles.

Over-the-Patient Delivery

Traditional-Style Positioning / 4 Hands European-Style Positioning / 2 Hands



Traditional-Style Positioning / 4 Hands



Left-Right Swing Delivery

Right-Handed / 2 Hands




Left-Handed / 4 Hands



Traditional-Style Positioning / 4 Hands



Crafted for Durability, Tested for Excellence.




Endurance Test 500,000+ Cycles

10 Times per Treatment
x10 Times per Day
x250 Days per Year
x20 Years

Quality Assured

At the heart of the Evogue Flex delivery system is a commitment to precision engineering and reliable craftsmanship. Core components, such as the pivot motion mechanism, undergo rigorous testing—simulated over 500,000 cycles, equivalent to 20 years of daily use—to ensure dependable performance under the demands of modern dentistry.

This dedication to quality extends across the system, with every detail meticulously designed and evaluated to deliver long-lasting functionality. The result is a delivery system that upholds the highest standards of durability, providing peace of mind and a trusted solution for your practice.



Evogue Traditional Delivery System

Dynamic solutions for your evolving dental practice.

Designed for effortless control and versatile motion, the Evogue traditional-style delivery system adapts to evolving clinical needs while ensuring practitioner comfort. Its sleek, modern design adds sophistication to any office.





Your Toolkit for Dental Excellence.

Empowering a higher standard of care.

From concept to final product, the Evogue traditional delivery system is meticulously engineered for optimal performance and user experience. Combining convenience, accessibility, and modern design, it meets the exacting standards of today's dental practices.

With built-in chair controls, a pivoting head for precise instrument placement, and adjustable holders for easy handpiece access and retrieval, the Evogue traditional delivery system delivers a comprehensive solution that empowers dentists to provide exceptional care.



Effortless Operation, Exceptional Results

Designed for optimal efficiency and convenience, the Evogue traditional delivery system positions handpieces, instruments, and patient controls at the forefront. Its pivoting feature ensures exceptional flexibility, simplifying operations and boosting productivity.



Handpiece air pressure gauge, Master On/Off switch, handpiece flush switch, bowl flush switch and cup fill switch, located on the side.



Diverse mounting solutions, versatile operating capabilities.

The Evogue delivery system offers versatile mounting options that adapt seamlessly to diverse treatment room configurations, enhancing efficiency, aesthetics, and overall performance while providing reliable support.


Choose from two configurations: the classic over-the-patient delivery setup with optional cuspidor or vac-pac, and the versatile left-right swing mount designed to accommodate both left- and right-handed dentists. These options enable every dental practice to optimize their setup for enhanced efficiency and comfort.

Over-the-Patient Delivery

Right-Handed User Preset



Left-Handed User Preset




Left-Right Swing Delivery

Right-Handed User Setup



Left-Handed User Setup



*Shown with and without optional cuspidor

Evogue Cart

Mobile Delivery System

Experience unparalleled versatility and convenience with the Evogue cart.

Meet the Evogue cart mobile-style delivery system, designed to elevate efficiency and flexibility in dental practices. With its compact, mobile design, it ensures effortless movement and positioning, optimizing space and workflow, while providing easy access to essential tools and instruments.

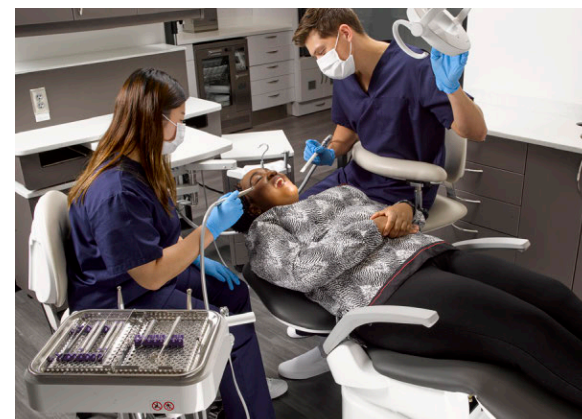




Streamlined Efficiency for Modern Practices.

Optimize Space & Workflow

The Evogue cart is an essential asset for small clinics and treatment rooms. Its compact design maximizes space, making it ideal for single-entry operatories where chair-mounted delivery isn't feasible. The cart's mobility keeps instruments within easy reach, enhancing workflow, supporting closer patient interactions, and fostering exceptional care in modern dental practices.



Enhanced Efficiency

The Evogue cart features height adjustability for easy access to handpieces and the instrument tray. Customizable to fit your needs, these carts can include built-in fiber optics, a micromotor, and a scaler, optimizing workspace efficiency. An optional stainless-steel tray provides a convenient location to place the rheostat, helping to keep your treatment room organized and clutter-free.





Evogue Cabinet-Mounted Delivery System

Evogue
Rear Delivery



The Evogue cabinet-mounted delivery system delivers space efficiency with two mounting options — rear and side delivery. Its discreet placement behind the patient helps reduce pre-treatment anxiety and improves the overall patient experience.

The Evogue cabinet-mounted delivery system acts as the operational hub of your treatment room, seamlessly integrating essential instruments and functions to enhance efficiency. Its discreet design reduces visual clutter, alleviating patient anxiety while optimizing your workflow for maximum accessibility.

Rear-Mounted Doctors & Assistants Delivery



Rear-Mounted Assistants Instruments



Side-Mounted Doctors Delivery



Compassion Meets Efficiency.

**How can your practice create
an environment of trust
and comfort for every patient?**

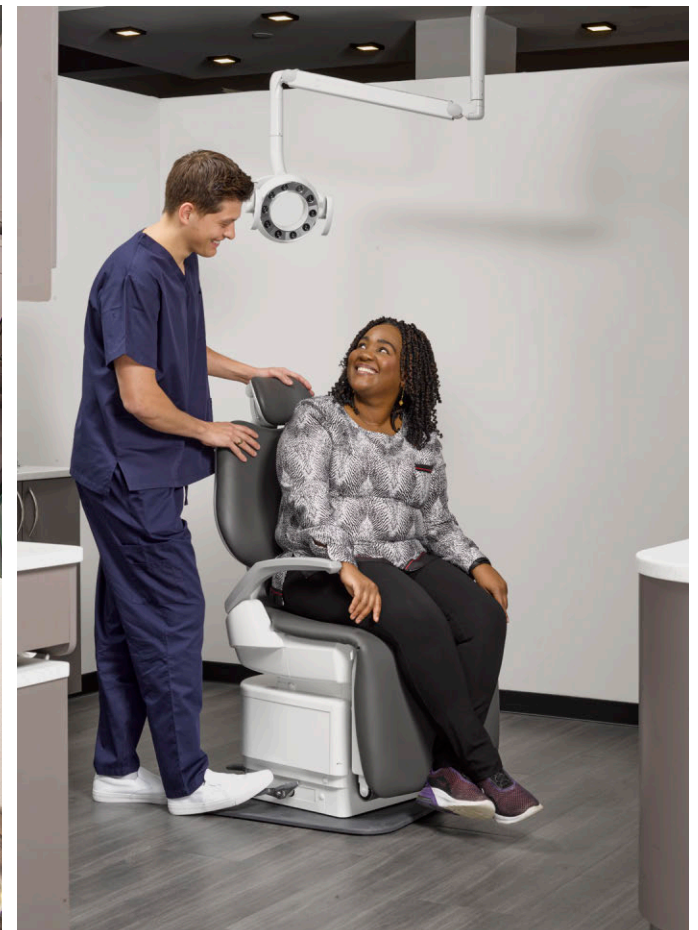
Dental care goes beyond procedures—it's about fostering trust, building relationships, and ensuring patients feel valued from the moment they step in.

The Evogue cabinet-mounted delivery system plays a pivotal role in shaping that experience, blending thoughtful design with seamless functionality to enhance patient comfort and practitioner efficiency.

Imagine a treatment space free from visual clutter, where sleek, integrated design creates a calming atmosphere that helps reduce patient anxiety. The Evogue system discreetly positions essential tools out of sight yet keeps them within effortless reach, ensuring your focus remains on your patients.

For practitioners, the streamlined rear delivery system transforms the treatment area into an efficient and organized workspace. With tools conveniently behind the chair, the design supports smooth task transitions, helping you provide care with confidence and ease.

By the end of each appointment, patients leave feeling reassured, valued, and confident in their care. The Evogue system is more than a tool—it's an investment in creating meaningful patient connections and elevating your practice. Let the Evogue system redefine what compassionate care looks like, one patient at a time.



03

Bel-Halo
Dental Light



Bel-Halo Dental Light

Shining a light on excellence.

Illuminate your path to exceptional dental care with the Bel-Halo dental light. Its halo design delivers superior illumination and enhanced visibility for all procedures. Adjustable intensity and an ergonomic design minimize eye strain and maximize focus, promoting excellence with every procedure.

Designed to empower exceptional care.

The Bel-Halo light delivers optimal visibility and comfort in every treatment with its halo design, providing uniform illumination that eliminates shadows and highlights details. The light's fluid 3-axis motion allows practitioners to direct illumination from multiple angles, while the convenient rotary adjustment knob fine-tunes light intensity, reducing eye strain and enhancing precision.



Mounting Options

The Bel-Halo light is available in track, ceiling, post, wall, unit, and cabinet-mounted models to accommodate the installation requirements of your dental practice.

Unit-Mount



Post-Mount




Ceiling-Mount



Track-Mount



Cabinet-Mount



Wall-Mount



Shadow-Free Illumination

Powered by top-tier LED technology, the Bel-Halo light delivers shadow-free illumination, providing precise and uniform lighting throughout the treatment zone. Its shadowless illumination technology ensures uninterrupted lighting to the patient's oral cavity, even with a 50% obstruction between the light and the patient's head.



The Bel-Halo light features a rotary intensity adjuster with a green ring that pulses in composite mode. Use the touchless sensor to turn the light ON/OFF, or hold your hand under it to switch between treatment and composite-safe modes for precise control.



Stepless Control of Light Intensity Between 5,500 and 39,000 Lux



Touchless Activation Sensor

Treatment & Composite-Safe Modes

The Bel-Halo light's composite-safe mode prevents premature curing of materials, allowing dentists more time for precise work. This reduces procedural risks, enhances care quality, and improves treatment outcomes.



Composite-Safe Mode



Triple-axis head movement
rotation, swivel and tilt



Rotating Patient Mirror (Option)

Touchless Activation Sensor

 **Belmont**



dhpsupply.com | 800.626.2163

Belmont Equipment

101 Belmont Drive, Somerset, NJ 08873
(800) 223-1192 | belmontequip.com

Scan for All Brochures

